

## QUICK FACTS

Index Launch Date:	Nov 16, 2023
Index Base Date:	Feb 6, 2020
Index Base Value:	1,000
Index Tax Type:	GTR
Index Currency:	ILS
Index Reconstitution:	Semi-Annually
Index Rebalance:	Quarterly
Index Weighting Type:	Market Cap
Constituent Weight Cap:	10.0%

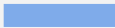


## ELIGIBLE CRITERIA

Country of Exchange:	Israel
Securities Currency:	ILS
Geographical Exposure:	Israel
Min Security Free-Float:	10%

## FUNDAMENTALS

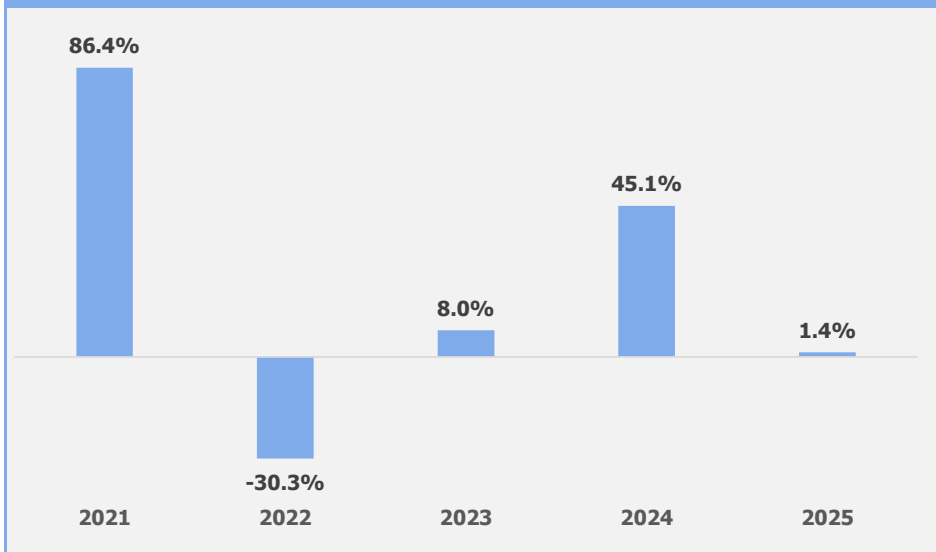
# of Constituents	31
P/E	28.6
P/B	2.5
Div Yield:	0.9%

## SECTORS BREAKDOWN

<b>Real Estate</b>		<b>77.8%</b>
<b>Industrials</b>		<b>20.2%</b>
<b>Utilities</b>		<b>2.0%</b>

The index is designed to measure the performance of Israeli companies classified by TASE as "Construction", and the index weights are biased for securities ranked with the lowest financial leverage on each rebalancing date

## ANNUAL PERFORMANCE



## HISTORICAL PERFORMANCE & RISK ANALYSIS

Returns				Standard Deviation*			Sharp Ratio*		
2025	1 Year	3 Years	5 Years	1 Year	3 Years	5 Years	1 Year	3 Years	5 Years
1.4%	47.2%	4.3%	--	23.2%	27.4%	--	1.6	0.1	--

\* The calculation performed on a daily basis and presented in annual terms. The calculation of Sharpe ratio is based on index currency's relevant central bank rate as a risk-free rate

## TOP 10 CONSTITUENTS BY INDEX WEIGHT

Security Name	Symbol	Index Weight
Aura	AURA IT	10.2%
Dimri	DIMRI IT	9.8%
Ashtröm Group	ASHG IT	8.8%
Shikun & Binui	SKBN IT	8.5%
Israel Canada	ISCN IT	7.6%
Azorim	AZRM IT	7.3%
ACRO	ACRO IT	6.2%
Danya Cebus	DNYA IT	5.3%
Duniec	DUNI IT	4.8%
Prashkovsky	PRSK IT	3.8%